



# SPARE SHOOTING



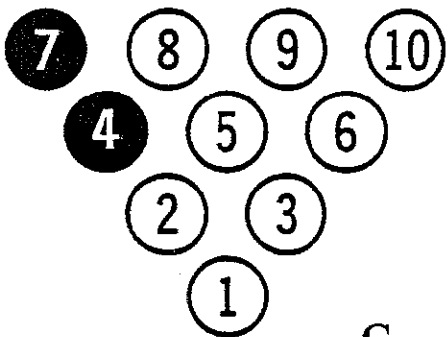
A



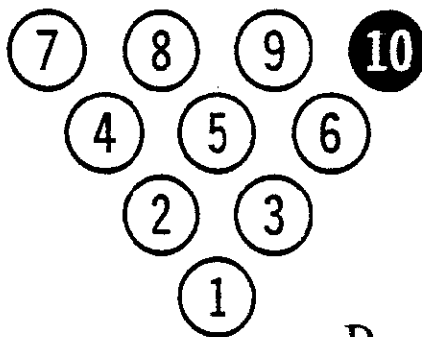
B

A. For Middle Spares such as a 5 pin spare use regular aiming target (second from right) and strike starting position.

B. For a 2-4-5 spare, use regular aiming target but move starting point slightly to the right.



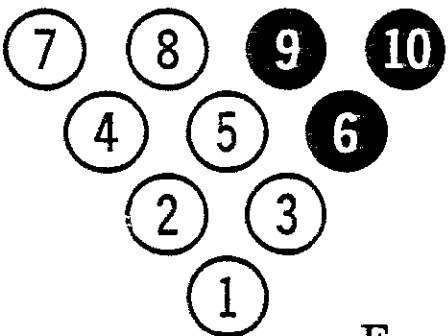
C




D

C. For a 4-7 spare, use regular aiming target but move starting point slightly farther to the right of where you would stand for the 2-4-5 spare.

D. For a 10 pin spare, use third target arrow from the right and move starting point to left.



E



F

E. For a 6-9-10 spare, use third target arrow from the right and move starting point slightly to the right of where you would stand to make the 10 pin.

F. For a 3-10 spare, use third target arrow from the right and move a little farther to the right of where you would stand to make the 6-9-10 spare.